

GCG Sunday School - 26th November 2023

Lesson Outline



Lesson: The Day of Atonement
Passage: Leviticus 16
Big Idea: Our Holy God made a way for him to dwell with his sinful people.
Main Aim: Be thankful that our Holy God dealt with our sin finally, and dwells within his people.

Please pray for the lesson preparation, that you and the children would be built up by God's word.

Laptop (and Bluetooth speaker) check

Unless you are at the Greenwich service, you will need to bring a laptop to play the videos and songs. If needed, Jonny can provide a laptop and a Bluetooth speaker. 😊

Additional resources: [GCG Sunday School Google Drive](#)

The Passage

Summary.

God has acted on his promises made to Abraham - the people were saved!

God is holy and demands how the people should live. However, the people sin. This is a dangerous problem. God destroys sin. How will a holy God dwell with a sinful people? God makes a way.

For them then.

Two things are true, which become a dangerous problem when brought together.

1. God is totally pure and holy.
2. People are spiritually polluted and sinful.

God can't tolerate sin. If God will dwell with his people, their sin needs dealing with, big time!

Through this ritual, their sin is dealt with (atoned for: v6, 10, 11, 16, 17, 18, etc!), it's short-term, and God can dwell with them in the Tabernacle (without destroying the people) for the year.

For us now.

Jesus, our perfect priest, is the final, greater sacrifice, which he offered once for all.

Hebrews 10:1-10. The blood of bulls and goats wouldn't work without something else, we needed Jesus' true sacrifice which the animal sacrifices pointed to.

Romans 3:24-26. *The word translated "propitiation" is also used for the "mercy seat" in the Greek translation of Leviticus 16.

This is a challenge for us to be incredibly thankful, that despite our polluting sin, our Holy God makes a way to dwell with (and in the New Covenant, in) his people.

The Age Ranges

Sailors: Ages 3-7

Officers: Ages 8-11

For CW (average age 4-5 years) and Greenwich (average age 6-7 years): Prepare the lesson for **all ages**. Then prepare your leaders to divide into separate **Sailor** and **Officer** groups for **Heart & Hands** teaching.

Eltham (Sailors average age: 4-5 years, Officers average age: 7-8 years):

Personalise **all material** for the Sailors or Officers.


The Rough Format - Repetition is key.

Get Going
3 min + song



Welcome
Quick Recap
Song

Main Teaching
~15 mins



The Big Idea
The Main Aim

Brain Break
~10 mins



Change of scene

Heart & Hands
~20 mins



Discussion
Activities

Land The Lesson
~10 mins



Recap
Memory Verse
Pray

Rough Outline



Get Going
Welcome, Prayer, Quick Recap & Song

Welcome the children

- This is a good time to connect with the children briefly.

You could ask them a simple question which will connect loosely with the theme.

- Sailors - What happens if you put these two things together? DANGER
Our hand and fire.
Running and cooking.
Hot food and our mouth.
Holy God, sinful people.
- Officers - What two things are most dangerous if you mix them?
Paper and fire? Water and electricity? Holy God and sinful people?

Link: There are two things in the Bible which can never go together because it's dangerous!

Our Holy God and our sin.

But God wants to live with his sinful people,
How will a holy God live with sinful people? We'll find out.

Prayer

- Let's listen carefully to what God has to say to us today.



Very Speedy Recap - Scroll of time

Last week we spoke about.

Big Idea: Giving thanks to the Lord for how he has loved us and saved us.

Link: Now he's saved his people, God wants to live with the people.

How will a holy God live with sinful people?


It's dangerous.

We'll find out.

Song

Talk through the words and actions before singing, if needed.

- Sailors & Officers: <https://www.youtube.com/watch?v=xivGAMCuvx4>



Main Teaching

Teaching the Big Idea & Main Aim.

Have a Bible open throughout. Feel free to read portions of it out word for word or paraphrase so they see that the story comes from God's word, and not from our heads.

Try to get simply and clearly to the Big Idea and Main Aim.

- Visual aids

1. Tabernacle "life-size" model. (Or lay out images and draw it on the board)

You will need a bedsheet to make a curtain.

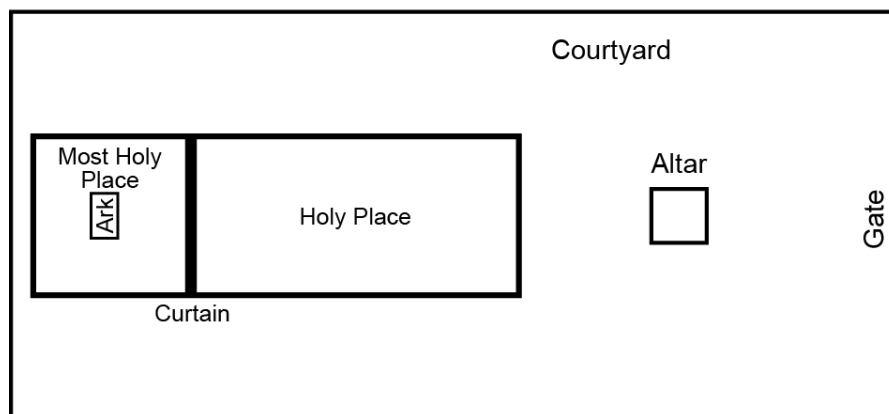
Tell the story by moving through an imaginary tabernacle.

Through the course of telling the passage, progress the action from the outside, to the inside, the most holy place.

The tone should be that we're learning it's a holy, special, sacred ceremony.

This, or a similar video could be used to help you.

▶ The Tabernacle in the Wilderness - Walk Through



2. Pure God, Sinful people, substitute.

One image has the word "God", you can describe him as spiritually clean and pure.

The other images will be laminated because you'll need to transfer & remove "sin" pictures onto them with blutack.

One image has the people.

One image has a goat.

One image has the cross.

One image has a smaller "sin" picture.

During the lesson, use blutack provided to show how sin is on us, but is transferred to:

The goat. Leviticus.

Jesus. The cross.

- Lesson points

1. God is holy, people are sinful. DANGER. How will he dwell with his people?

2. God deals with sin and can live with his people. Leviticus 16.

3. God eventually dealt with sin properly, and now lives in his people. Hebrews 10:8-10

- Sailors

*Explain the passage. Ask questions along the way. **Keep it clear.***

Get to the Big Idea, then arrive at the Main Aim. Repeat both throughout.

*Use the **lesson points above** with the **teaching images**.*

Tell the three points of the lesson using the images provided and a dramatic retelling of the Leviticus 16 story.

Enjoy the story and many of the details, but don't distract from the Big Idea and Main Aim.

Brief application

It's so amazing that God made a way to live with his people.

We can be really thankful that he made a way to dwell in us.

Our sins have been taken away if we're trusting Jesus. Let's thank God for that!

- Officers

*Interactive talk through the text. **Keep it clear.***

Get to the Big Idea, then arrive at the Main Aim. Repeat both throughout.

Feel free to use crazy ways to add to the fun! Act it out, or have them draw something, or shout out the best thing they see in the passage, make a puppet show using paper and card to build scenery.

*Use the **lesson points above**.*

Feel free to use all their imagination to bring out the drama of the scene with the lesson points.

They could build some of the tabernacle from paper or cardboard. (We have some resources but you may need to source your own for this.)

Brief application

It's so amazing that God made a way to live with his people.

We can be really thankful that he made a way to dwell in us.

Our sins have been taken away if we're trusting Jesus. Let's thank God for that!



Brain Break

A chance to rest the children's minds.

Game idea. Feel free to play something different!

- Sailors - **Pass the bomb.**

I tried to think of a game where you're in danger if you're holding onto something.

Take a ball and play music (Awesome Cutlery(!)) while the children pass it around the circle.

When the music stops, the child holding the ball is out, add in extra balls to make more fun.

- Officers - Same game as sailors, or feel free to play something different.

Link: If God wants to dwell with sinful people, the people need a way to get rid of the sin to be safe.



Heart and Hands

Think more about the Main Aim with: Discussion and Activities.

Discussion - What would it look like to believe the Main Aim?

Think through with the children what the Main Aim means for our lives.

- You can watch this video to consolidate:

▶ A Tale of Two Goats: The Story of the Day of Atonement (Leviticus 16)

- Talk through the Main Aim again, and how this happened with Jesus, once for all.

- Sailors - [The Bible is so good. It tells us exactly what we need to know.](#)

Let's remember that.

- Officers - [The Bible is so good. It tells us exactly what we need to know.](#)

What can we thank God for?

What challenges us from this passage?

Activities - Craft or worksheet

- Sailors - [Use the printouts to make a sheet with sliding pictures.](#)

- Officers - [Worksheet](#)

- Extra games - In the GDrive.

If you finish craft early, you may want to play a game with the remaining time.



Land the lesson

Bring everything together with: Recap, Memory Verse and Prayer.

Scroll of time update

- Remind them of the Big Idea and Main Aim.



Memory verse

The Lord had said to Abram, "Go from your country, your people and your father's household to the land I will show you. I will make you into a great nation, and I will bless you; I will make your name great, and you will be a blessing." Genesis 12:1-2 (NIVUK)

[Ideas for learning the memory verse.](#) I will provide the verse on laminated paper with Blu Tack.

- Sailors - [Actions are available here.](#)
- Officers - If capable, they can come up with a rap/ spoken word for the verse. They can repeat and improve it each week.

Pray

Encourage the children to pray with you about the Big Idea and Main Aim.

They could thank God for something we've learnt, or ask for help with a challenge in believing it.

- Sailors

[You could ask for hands up/ thumbs up for those who would like to pray.](#)

You could suggest “Popcorn prayers” - really short prayers. Or “Arrow prayers”- We all shoot up like an arrow at the end. Or you could try the idea we use with Officers.

- Officers

You could pass an object, like a Bible, around the room. When a child receives the Bible, they can choose to pray in their head or aloud.

Sign out with Take Home Sheets

- While signing out with Rollcall, Take Home sheets will be provided to carers and parents about the children’s lesson.

Final notes

The following items will be printed for you and brought to the lesson:

- Main teaching pictures and materials.
- Activities: Sailors craft and Officers worksheets.
- Memory verse, laminated.
- Take Home Sheets.

Additional materials will be available:

- Craft materials.
- Pens, paper, glue, scissors.